

STATE OF CHILD CARE DURING COVID-19

SPRING 2021

YMCA OF SAN DIEGO COUNTY CHILDCARE RESOURCE SERVICE



FOR YOUTH DEVELOPMENT®
FOR HEALTHY LIVING
FOR SOCIAL RESPONSIBILITY

CHILD CARE LANDSCAPE

Child Care providers were surveyed to determine the status of available child care, understand the challenges providers face in continuing to provide care, and consider solutions to build the pandemic resilience of our child care sector and, ultimately, our economy. 511 responses were received.

Without reliable, quality and accessible child care, parents cannot return to work, food and housing insecurity persist, child poverty is exacerbated, and the resulting family stress increases the incidence of child maltreatment, substance abuse, and family fracture. Supporting access to child care is a critical prevention and recovery investment in family and economic wellbeing. Child care providers were surveyed to assess the status of available child care, understand the challenges providers face in continuing to provide care, and consider solutions to build the pandemic resilience of our child care sector and, ultimately, our economy.

I work more than 12 hours a day to clean and sanitize toys and daycare equipment for daily use and provide healthy and hot meals to children in my care.

Our families have experienced much financial and health-related stress. They are very appreciative for what we do to help support their child and family during this time.

Licensed child care generally falls into two categories: Child Care Centers (CCCs) and Family Child Care Homes (FCCs). Child Care Center care takes place in classroom settings for children of similar ages. Family Child Care Home care takes place in a provider's home and children are cared for in a family-like setting, in mixed age groups, and with day-to-day activities mirroring those in child care centers.

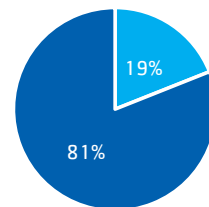
COVID-19 has made lack of access to child care critical but it has not created it. This crisis, and the data that follow, represent an opportunity to build back better and create a child care infrastructure where providers and children alike can thrive.

CLOSURES DUE TO COVID-19

Since March 14, 2020 child care providers across San Diego County closed due to COVID-19. Closures peaked in December 2020, with 54% of Child Care Centers and 13% of Family Child Care Homes reporting being closed. Providers have begun to re-open. The charts to the right and below represent child care statuses as of April 2021.

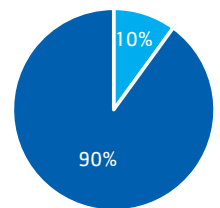
Child Care Centers

- Open
- Closed



n=980

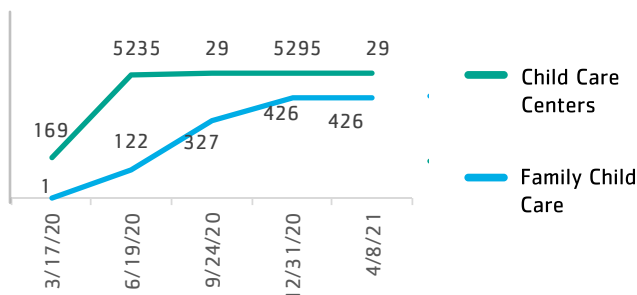
Family Child Care



n=3,378

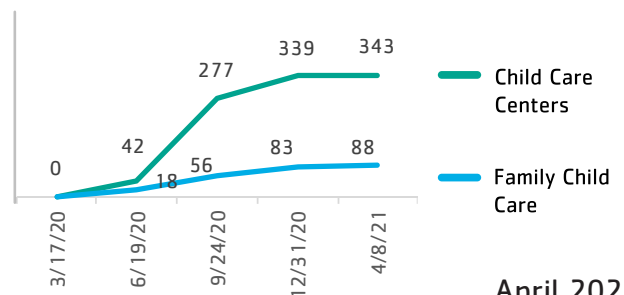
Timeline of closures among child care providers since San Diego County school shutdowns

School shutdown begins



Timeline of reopening among child care providers since San Diego County school shutdowns

School shutdown begins



April 2021

STATE OF AFFAIRS

The following data represents the results of the 511 providers who completed a state of child care survey in March 2021.

CHILD CARE CENTERS: 80 RESPONSES



32% are in the City of San Diego, **31%** in North County, **30%** in East County, and **7%** in South County



61% are licensed to care for 21-100 children, **35%** are licensed for 101+ children, and **4%** are licensed for 13-20 children



On average, open CCCs are caring for **70** children per day



93% are currently open and **97%** of those are operating fully in person



On average, open CCCs have room to care for **42** more children

CURRENTLY, **61%** OF CCCs ARE NOT FULLY ENROLLED GIVEN CURRENT REGULATION GUIDELINES

40% OF CCCS REPORTED REGULATIONS REGARDING GROUP SIZE AND GROUP CONFIGURATION AS THE TOP CHALLENGE IN PROVIDING CHILD CARE DURING COVID-19

47% OF CCCS REPORTED LOSING \$90,001 OR MORE OF GROSS INCOME DURING THE COVID-9 PANDEMIC

FAMILY CHILD CARE: 431 RESPONSES



41% are in the City of San Diego, **30%** in South County, **15%** in East County, and **14%** in North County



55% are licensed to care for 1-8 children and **45%** are licensed for 1-14 children



95% are currently open and **97%** of those are operating fully in person



On average, open FCCHs are caring for **6** children per day



On average, open FCCHs have room to care for **5** more children

CURRENTLY, **40%** OF FCCs ARE NOT FULLY ENROLLED GIVEN CURRENT HEALTH GUIDELINES

CURRENTLY, **38%** OF FCCHS REPORTED REDUCED ENROLLMENT AS THE TOP CHALLENGE IN PROVIDING CHILD CARE DURING COVID-19

28% OF FCCHS REPORTED LOSING \$5,001 - \$15,000 OF GROSS INCOME DURING THE COVID-9 PANDEMIC

In an industry where margins are already slim to none, the majority of providers are paid minimum wage. Any financial loss can be devastating to child care providers, families, children, and the local economy.

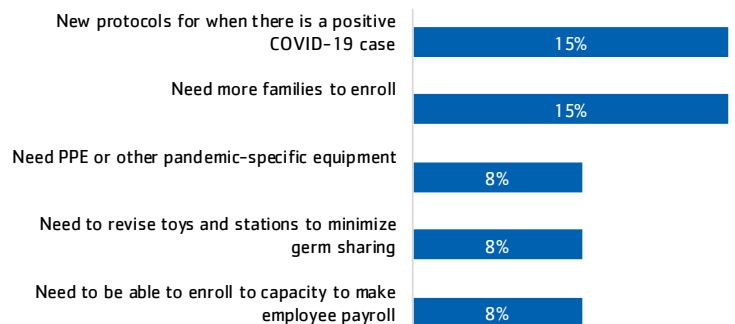
Que nos apoye económicamente para poder seguir manteniendo abierto nuestro negocio para dar un excelente servicio a los padres. Porque los padres necesitan salir a trabajar y tienen que sentirse con la seguridad de que sus hijos están bien cuidados y nosotros estamos para apoyarlos con sus hijos.

To support us financially so that we can continue to keep our business open to give excellent service to parents. Because parents need to go out to work and know their children are safe and well cared for, and we are here to support them.

CLOSED PROVIDERS

7% of CCCS and 5% of FCCHs are closed. 60% of those CCCs and 57% of those FCCHs have plans to re-open. Providers face several challenges to resuming operations.

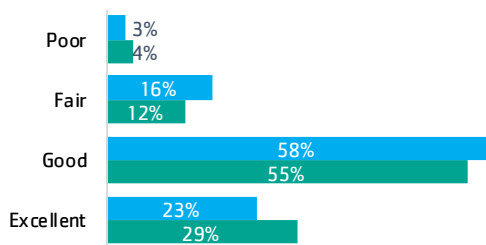
CHALLENGES TO RESUMING OPERATIONS



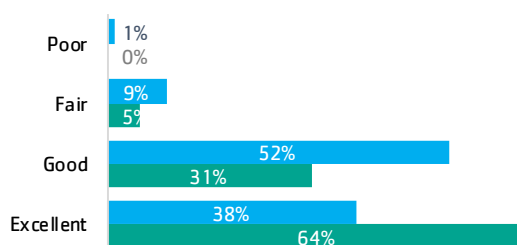
CURRENT CONDITIONS

Child care providers were asked to rate their current child care facility's state of repair, suitability for child care, cost, value, and overall program. Programs generally rated themselves in the good and excellent categories. A significant barrier facing the community regarding child care supply is limited facility capacity. Both new facilities and renovations of existing facilities can help address this barrier.

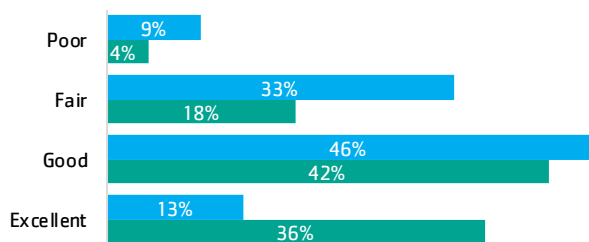
STATE OF REPAIR



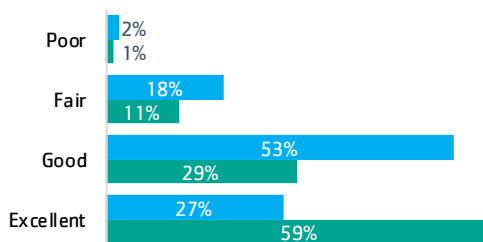
SUITABILITY FOR CHILD CARE



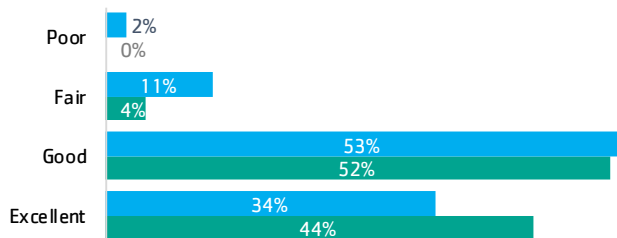
COST



VALUE



OVERALL



● Child Care Center ● Family Child Care

I was able to use a combination of grants to improve our outdoor spaces and make our backyard a safe and enjoyable play space for our day care children. I never would have been able to do so otherwise.

I would love to be able to purchase at least one HEPA filter for our indoor space, but I am not willing to add that expense to my otherwise growing credit card debt.

As a provider who has been providing quality care, the [elected officials] could help me by providing support for providers who want to expand to a large license or wish to open a center so we would be able to support more families with their childcare needs.

ASPIRATIONS TO GROW

56% OF CHILD CARE CENTERS CURRENTLY LEASE/RENT THEIR FACILITIES.

57% OF THOSE WOULD PREFER TO OWN.

17% HAVE ASPIRATIONS TO GROW THEIR CHILD CARE OPERATION IN THE NEXT 12 MONTHS

37% OF CHILD CARE CENTERS CURRENTLY LEASE/RENT THEIR FACILITIES.

93% OF THOSE WOULD PREFER TO OWN.

38% HAVE ASPIRATIONS TO GROW THEIR CHILD CARE OPERATION IN THE NEXT 12 MONTHS

Lack of adequate funding for the expansion or renovation, difficulty filling new slots, and difficulty acquiring required staffing for additional capacity were reported as the top three challenges to expanding child care programs.

RESOURCES & SUPPORT FOR PROVIDERS



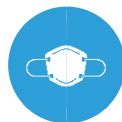
County of San Diego
Early Care and
Education Sector
Meetings



Networking with
Other Providers,
Facebook Groups



Grants for
Cleaning Supplies and
Other Resources



COVID-19 Guidelines
from the CDC and
County of San Diego



Resources from Community
Organizations (CDA, CCL, CDE,
Chicano Federation, Head Start,
Union of Childcare Workers, YMCA)

PROVIDER'S TOP 3 PRIORITIES FOR AMERICAN RESCUE PLAN FUNDING

1. Cash stipends for child care providers
2. Child care vouchers for families
3. Funding to support facility expansion

A MESSAGE TO POLICY MAKERS:

WHAT WE NEED TO PROVIDE QUALITY CARE AND SUPPORT ECONOMIC RECOVERY

PROVIDE EQUAL COMPENSATION & BENEFITS:



- Health insurance, sick days, retirement funds
- Higher provider rates and teacher pay
- Wage guarantees in emergencies

PROTECTION FROM REDUCED INCOME:



- Access to additional grants and unemployment benefits
- Funding for providers without subsidized or enrolled families to maintain revenue
- Subsidies for families to be able to afford child care

RECOGNIZE PROVIDERS AS ESSENTIAL WORKERS:



- Hazard pay and access to health care
- Value providers for their role in Early Childhood Education (ECE)
- Long-term investment & systemic change in Early Childhood Education

We have been exposed to Covid-19 by keeping our business opened during the pandemic, with the understanding of it being our option, but if we don't work, we don't eat or pay bills, so the option of being opened was pretty much a necessity. Some essential workers had a pay increase during the pandemic, yet the childcare providers kept charging the same fees. We did receive help with cleaning supplies, and some grants, which were highly appreciated, but our industry needs a great deal of help!

Que apoye a familias que realmente demuestren que necesitan el programa.

Support families who prove they need the program. [This will help with our enrollment.]

Kim McDougal, Executive Director:
kmcDougal@ymcasd.org

YMCA Childcare Resource Service
4451 30th Street
San Diego, CA 92116
619-521-3055

Learn more at: Child Care Supply Map
<http://bit.ly/childcaresupplymap>



www.ymcasd.org/crs



[Facebook.com/YMCA.CRS](https://www.facebook.com/YMCA.CRS)



[Instagram.com/YMCACSS](https://www.instagram.com/YMCACSS)

OUR MISSION:

The YMCA of San Diego County is dedicated to improving the quality of human life and to helping all people realize their fullest potential as children of God through the development of the spirit, mind and body.